

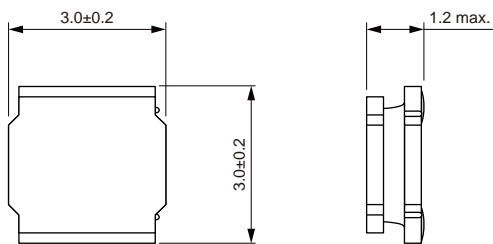
Wire Wound SMD Power Inductor

Size 3012

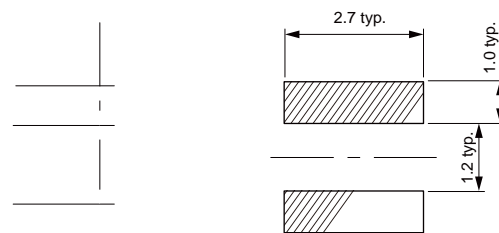


- Magnetic resin for higher current and semi-magnetically shielded
-
-
-
-

Dimensions: [mm]



Land Pattern: [mm]



Electrical Properties:

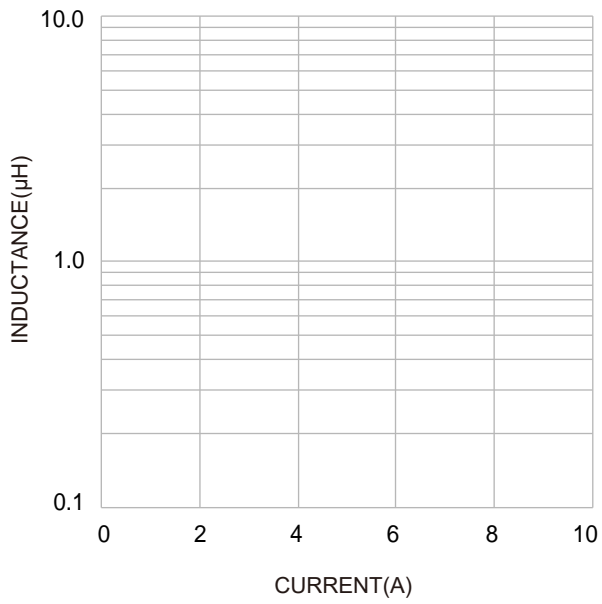
	(μ H)				Saturation	Saturation	()	()
NRSM3012S-R22M	0.22	±20%	4.80	4.20	10.0	9.30	0.020	0.026
NRSM3012S-R33M	0.33	±20%	4.80	4.10	8.90	7.20	0.024	0.032
NRSM3012S-R47M	0.47	±20%	4.20	3.80	8.00	6.80	0.031	0.040
NRSM3012S-R68M	0.68	±20%	3.60	3.10	6.80	5.80	0.038	0.046
NRSM3012S-1R0M	1.00	±20%	3.10	2.70	5.40	4.20	0.046	0.054
NRSM3012S-1R5M	1.50	±20%	2.90	2.50	4.10	3.40	0.062	0.074
NRSM3012S-2R2M	2.20	±20%	2.35	2.05	3.35	2.80	0.090	0.108
NRSM3012S-3R3M	3.30	±20%	1.80	1.50	2.60	2.20	0.144	0.185
NRSM3012S-4R7M	4.70	±20%	1.35	1.15	2.50	2.00	0.215	0.255
NRSM3012S-6R8M	6.80	±20%	1.25	1.10	1.90	1.60	0.290	0.340
NRSM3012S-100M	10.0	±20%	1.15	1.00	1.45	1.20	0.395	0.474
NRSM3012S-150M	15.0	±20%	0.60	0.53	1.30	1.10	0.610	0.740
NRSM3012S-220M	22.0	±20%	0.46	0.40	1.15	0.96	0.960	1.200

Saturation Current that will cause initial inductance to drop approximately 30%

Temperature Rise Current: For max value, $\Delta T < 40^\circ\text{C}$; For Typ value, ΔT is approximate 40°C .

Typical Electrical Characteristics:

Inductance VS. Current Characteristics:



Temperature Rise VS. Current Characteristics:

