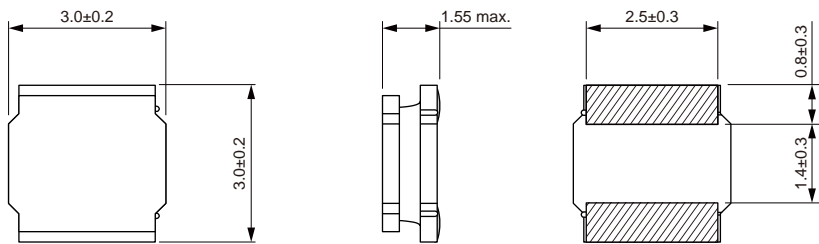
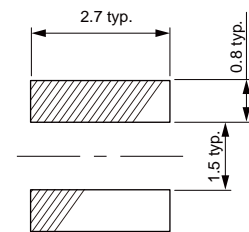


Wire Wound SMD Power Inductor
Size 3015

Dimensions: [mm]



Land Pattern: [mm]



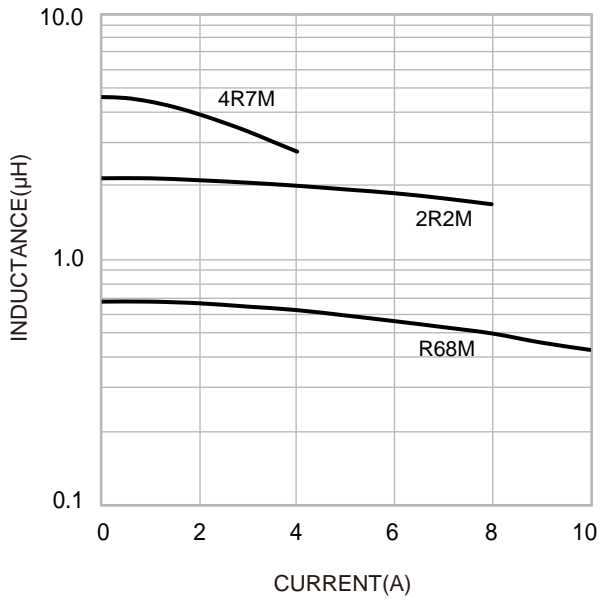
Electrical Properties:

Tolerance	Temperature Rise Current Typ. (A)	Temperature Rise Current Max. (A)	Saturation Current Typ. (A)	Saturation Current Max. (A)	DC Resistance Typ. (Ω)	DC Resistance Max. (Ω)
-----------	-----------------------------------	-----------------------------------	-----------------------------	-----------------------------	------------------------	------------------------

		1.0				

Typical Electrical Characteristics:

Inductance VS. Current Characteristics:



Temperature Rise VS. Current Characteristics:

